

## Factor 1 inductive sensor



### Features

- Factor 1 for all metals
- Anti-magnetic field interference
- Extended sensing distance, easy for position setting and target control
- Adopt ASIC technology, more stable performance



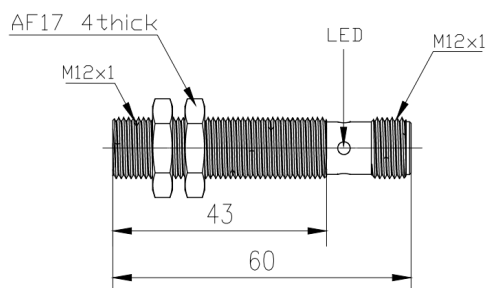
### Part number

NPN NO	LR12XBF04DNOU-E2	PNP NO	LR12XBF04DPOU-E2
NPN NC	LR12XBF04DNCU-E2	PNP NC	LR12XBF04DPCU-E2

### Technical specifications

Mounting	Flush	Consumption current	≤20mA
Rated distance $S_n$	4mm	Circuit protection	short circuit, overload, reverse polarity
Assured distance $S_a$	0...3.06mm	Output indicator	Yellow LED
Dimensions	M12*60mm	Ambient temperature	-40°C...70°C
Output	NO/NC(depends on part number)	Ambient humidity	35...95%RH
Supply voltage	10...30 VDC	Switching frequency	800 Hz
Standard target	Fe 12*12*1t	Special features	Factor 1 (iron, copper, aluminum, stainless steel attenuation < ±10%)
Switch-point drifts [%/Sr]	≤± 10%	Voltage withstand	1000V/AC 50/60Hz 60s
Hysteresis range [%/Sr]	3...20%	Insulation resistance	≥50MΩ (500VDC)
Repeat accuracy	≤5%	Vibration resistance	10...50Hz (1.5mm)
Load current	≤100mA	Degree of protection	IP67
Residual voltage	≤2.5V	Housing material	Nickel-copper alloy
Anti-magnetic field interference	<100mT	Connection way	M12 connector
Temperature drift	<15%		

### Dimensions

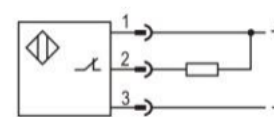


### Wiring diagram



NPN NO

PNP NO



NPN NC

PNP NC



## Factor 1 inductive sensor



### Features

- Factor 1 for all metals
- Anti-magnetic field interference
- Extended sensing distance, easy for position setting and target control
- Adopt ASIC technology, more stable performance



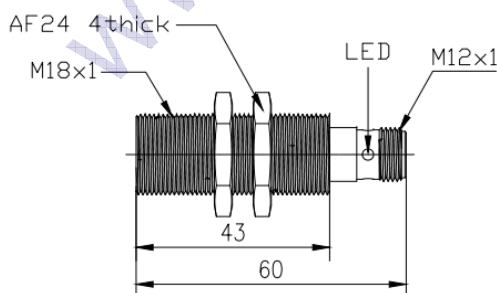
### Part number

NPN NO	LR18XBF08DNOU-E2	PNP NO	LR18XBF08DPOU-E2
NPN NC	LR18XBF08DNCU-E2	PNP NC	LR18XBF08DPCU-E2

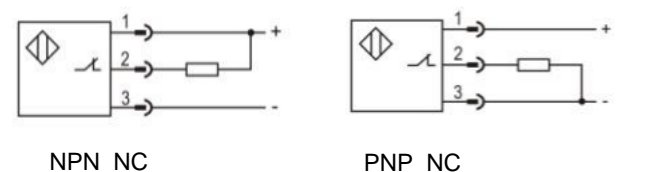
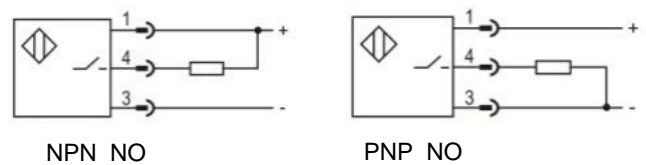
### Technical specifications

Mounting	Flush	Consumption current	≤20mA
Rated distance $S_n$	8mm	Circuit protection	short circuit, overload, reverse polarity
Assured distance $S_a$	0...6.12mm	Output indicator	Yellow LED
Dimensions	M18*60mm	Ambient temperature	-40°C...70°C
Output	NO/NC(depends on part number)	Ambient humidity	35...95%RH
Supply voltage	10...30 VDC	Switching frequency	800 Hz
Standard target	ST45 25*25*1t	Special features	Factor 1 (iron, copper, aluminum, stainless steel attenuation < ±10%)
Switch-point drifts [%/Sr]	≤± 10%	Voltage withstand	1000V/AC 50/60Hz 60s
Hysteresis range [%/Sr]	1...20%	Insulation resistance	≥50MΩ (500VDC)
Repeat accuracy	≤5%	Vibration resistance	10...50Hz (1.5mm)
Load current	≤100mA	Degree of protection	IP67
Residual voltage	≤2.5V	Housing material	Nickel-copper alloy
Anti-magnetic field interference	<100mT	Connection way	M12 connector
Temperature drift	<15%		

### Dimensions



### Wiring diagram



Factor 1 inductive sensor



Features

- Factor 1 for all metals
- Anti-magnetic field interference
- Extended sensing distance, easy for position setting and target control
- Adopt ASIC technology, more stable performance



Part number			
NPN NO	LR30XBF15DNOU-E2	PNP NO	LR30XBF15DPOU-E2
NPN NC	LR30XBF15DNCU-E2	PNP NC	LR30XBF15DPCU-E2

Technical specifications			
Mounting	Flush	Consumption current	≤20mA
Rated distance Sn	15mm	Circuit protection	short circuit, overload, reverse polarity
Assured distance Sa	0...11.475mm	Output indicator	Yellow LED
Dimensions	M30*60mm	Ambient temperature	-40°C...70°C
Output	NO/NC(depends on part number)	Ambient humidity	35...95%RH
Supply voltage	10...30 VDC	Switching frequency	500 Hz
Standard target	ST45 45*45*1t	Special features	Factor 1 (iron, copper, aluminum, stainless steel attenuation < ±10%)
Switch-point drifts [%/Sr]	≤± 10%	Voltage withstand	1000V/AC 50/60Hz 60s
Hysteresis range [%/Sr]	1...20%	Insulation resistance	≥50MΩ (500VDC)
Repeat accuracy	≤5%	Vibration resistance	10...50Hz (1.5mm)
Load current	≤100mA	Degree of protection	IP67
Residual voltage	≤2.5V	Housing material	Nickel-copper alloy
Anti-magnetic field interference	<100mT	Connection way	M12 connector
Temperature drift	<15%		

Dimensions	Wiring diagram